

# Tree Disease and Mistletoe Survey Sheet

for Common Oak/Horse Chestnut/Ash/Sycamore/Maple/





Please tick off and fill in GPS Data of your tree

The tree observed is a/an

**Common Oak (English Oak)**

Location (GPS Data ) \_\_\_\_\_ / \_\_\_\_\_





The observed disease

			
Millidew	Knopper Gall	Tortrix roler moth	Oak processionary moth
a few leaves	a few leaves	a few leaves	a few leaves
many leaves	many leaves	many leaves	many leaves
very many leaves	very many leaves	very many leaves	very many leaves
most/all leaves	most/all leaves	most/all leaves	most/all leaves

**Horse Chestnut:**

Location (GPS Data) \_\_\_\_\_ / \_\_\_\_\_

Observed Disease

			
leaf blotch	Leaf miner	Bleeding canker	Horse Chestnut scale
a few leaves	a few leaves	a little	a few leaves
many leaves	many leaves	much	many leaves
very many leaves	very many leaves	very much	very many leaves
most/all leaves	most/all leaves	whole trunk	most/all leaves

**Ash**

Location (GPS Data) \_\_\_\_\_ / \_\_\_\_\_

Observed Disease


			
Ash bud moth	Cauliflower gall	Nectria Cancer	Ash decline
a few leaves	a few leaves	a few parts	einige a few shoots
many leaves	many leaves	many parts	many shoots
very many leaves	very many leaves	very many parts	very many shoots
most/all leaves	most/all leaves	Most branches/whole trunk	Whole canopy

**Sycamore/Maple:**

Location (GPS Data) \_\_\_\_\_ / \_\_\_\_\_

Please count the spots on 10 different leaves and .

Observed Disease


Tar spot
a few leaves
many leaves
very many leaves
most/all leaves
spots on average



**Mistletoe Survey**

The tree is a \_\_\_\_\_ (name of tree)

Location (GPS Data) \_\_\_\_\_ / \_\_\_\_\_

Number of mistletoes: \_\_\_\_\_